


Geography Knowledge Organiser				
Place knowledge (To know what a place is like)		Yr 1	Main Foci: Human and Physical Geography	
What should I already know?		Diagram		
<ul style="list-style-type: none">The school is in Collingtree village.A lot of the food we eat comes from farms.				
What will I know by the end of the unit?				
Humans affect the physical environment	<ul style="list-style-type: none">Know that humans have created/built features of the environmentKnow that human features can include Different types of settlement village, town, city, roads, park, farms			
Use prepositions to describe a location	<ul style="list-style-type: none">Know that near and far describe distanceKnow that that left and right describe directionKnow and use vocabulary of above, below, behind, in front of, next to, beneath, to the right of, to the left of, close to, far from etc.			
Weather affects food growth	<ul style="list-style-type: none">Know that the degree to which it is hot or cold, wet or dry, calm or stormy, clear or cloudy affects how food grows.Know weather is different in different part of the world			
Identify the United Kingdom on a World Map	<ul style="list-style-type: none">Know that a compass has 4 main points: North, South, East and West.Know that a compass points to a directionKnow that directions describe which direction a location / country is.Know how to move a map to face the direction of travelUnited Kingdom is made up of England, Scotland, Wales and Northern Ireland.	Vocabulary		
Understand similarities and differences between features in two locations	<ul style="list-style-type: none">Know and name human and physical features in the environmentName and discuss the roads, types of houses, amenities and landscape around the perimeter of the school	Human geography	The branch of geography dealing with how human activity affects or is influenced by the earth's surface.	
		Physical geography	The branch of geography concerned with natural features and phenomena of the earth's surface	
Understand the terms human and physical geography	<ul style="list-style-type: none">Know that physical geographical features are natural features.Physical geographical features can include: forest, hill, vegetation, season, weatherKnow that these have not been built or created by humans.	Location	The place where a particular point or object exists.	
		Map	Representation of an area of land or sea showing physical features, cities, roads, etc.	
What a key on a map is	<ul style="list-style-type: none">Know that a key is a symbol that represents a real objectKnow the keys for (e.g): road, church, school, forest, coastKnow that the same symbols are used consistently throughout a map	Features	Geographic features are features of the Earth, natural or not.	
		Farm	An area of land used to produce crops or to breed animals and livestock	
Food is grown in different lands.	<ul style="list-style-type: none">Know that the changes in the weather has an effect on human geography in the way we live.	Village	A group of houses and associated buildings, larger than a hamlet and smaller than a town situated in a rural area	
		Key	A list of symbols that appear on the map	
Procedural Knowledge		United Kingdom	The official name for the country consisting of Great Britain and Northern Ireland.	
		Weather	The day-to-day temperature and rain, snow sleet or hail activity	
		Town	A human settlement larger than villages and smaller than cities.	
		Globe	A spherical model of Earth	
		Vegetation	Is an area of plant species and the ground they cover	
<ul style="list-style-type: none">Name and Identify features in the immediate environmentName key human features found in a placeName key physical features of a place		Landmark	A landmark is an object or feature of a landscape or town that is easily seen and recognized from a distance	
		Symbol	A mark or character used as a representation of an object, function, or process,	
		Represent	To serve stand for, or denote -as a word or symbol,	

Geography Knowledge Organiser

Place Knowledge (To know what a place is like)





Yr 1

Main Foci: Human and physical geography

Question 1: Which of these is a physical feature of the earth's surface.	Start of unit:	End of unit:
house		
hill		
forest		
road		

Q 2: Which of these is a human feature of the earth's surface	Start of unit:	End of unit:
farm		
mountain		
weather		
church		

Question 3: Collingtree is a.....	Start of unit:	End of unit:
town		
city		
village		

Question 4: Match the map symbol to the word.	Start of unit:	End of unit:
<div style="display: flex; flex-direction: column; align-items: flex-start;"> <div style="border: 1px solid black; padding: 5px; margin-bottom: 10px;">Forest</div> <div style="border: 1px solid black; padding: 5px; margin-bottom: 10px;">Church</div> <div style="border: 1px solid black; padding: 5px; margin-bottom: 10px;">Road</div> <div style="border: 1px solid black; padding: 5px; margin-bottom: 10px;">School</div> <div style="border: 1px solid black; padding: 5px;">Farm</div> </div> <div style="display: flex; flex-direction: column; align-items: center; margin-top: 20px;">    <div style="display: flex; align-items: center;"> Fm bldg  </div> <div style="margin-top: 5px;">Sch</div> </div>		

Question 5: Number these (1, 2, 3) from largest to smallest	Start of unit:	End of unit:
<div style="display: flex; justify-content: space-around; margin-bottom: 40px;"> <div style="border: 1px solid black; padding: 10px; width: 200px;">City</div> <div style="border: 1px solid black; width: 150px; height: 30px;"></div> </div> <div style="display: flex; justify-content: space-around; margin-bottom: 40px;"> <div style="border: 1px solid black; padding: 10px; width: 200px;">Village</div> <div style="border: 1px solid black; width: 150px; height: 30px;"></div> </div> <div style="display: flex; justify-content: space-around;"> <div style="border: 1px solid black; padding: 10px; width: 200px;">Town</div> <div style="border: 1px solid black; width: 150px; height: 30px;"></div> </div>		